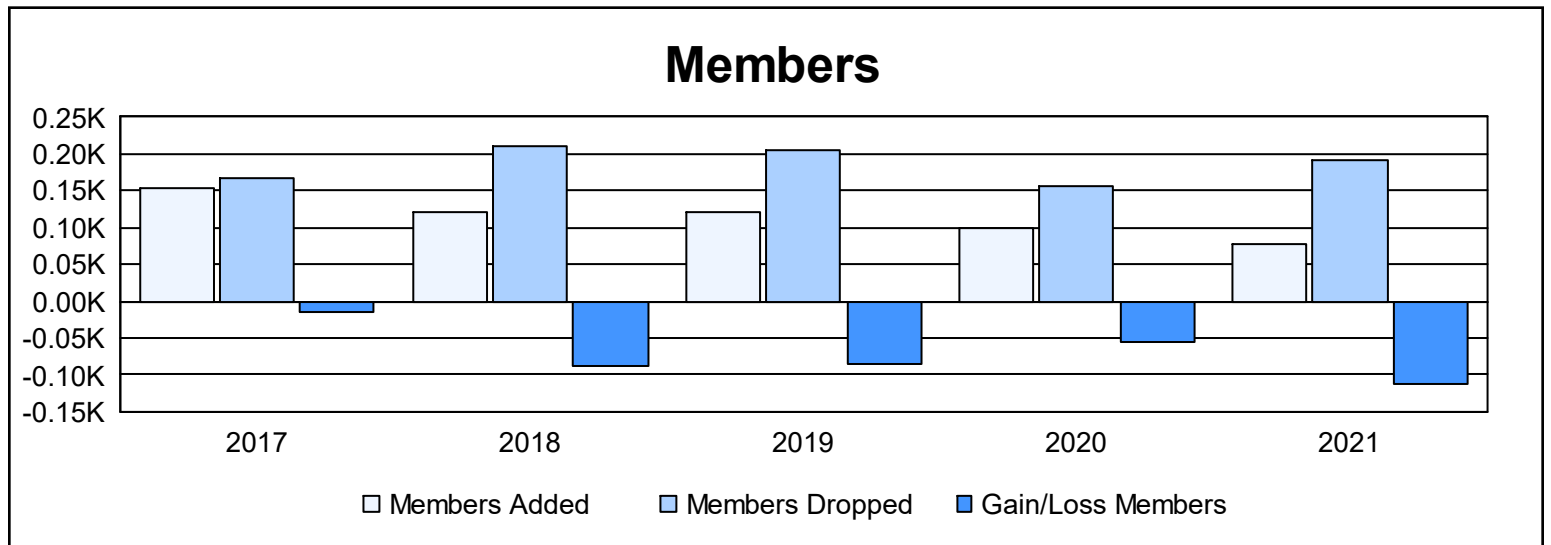
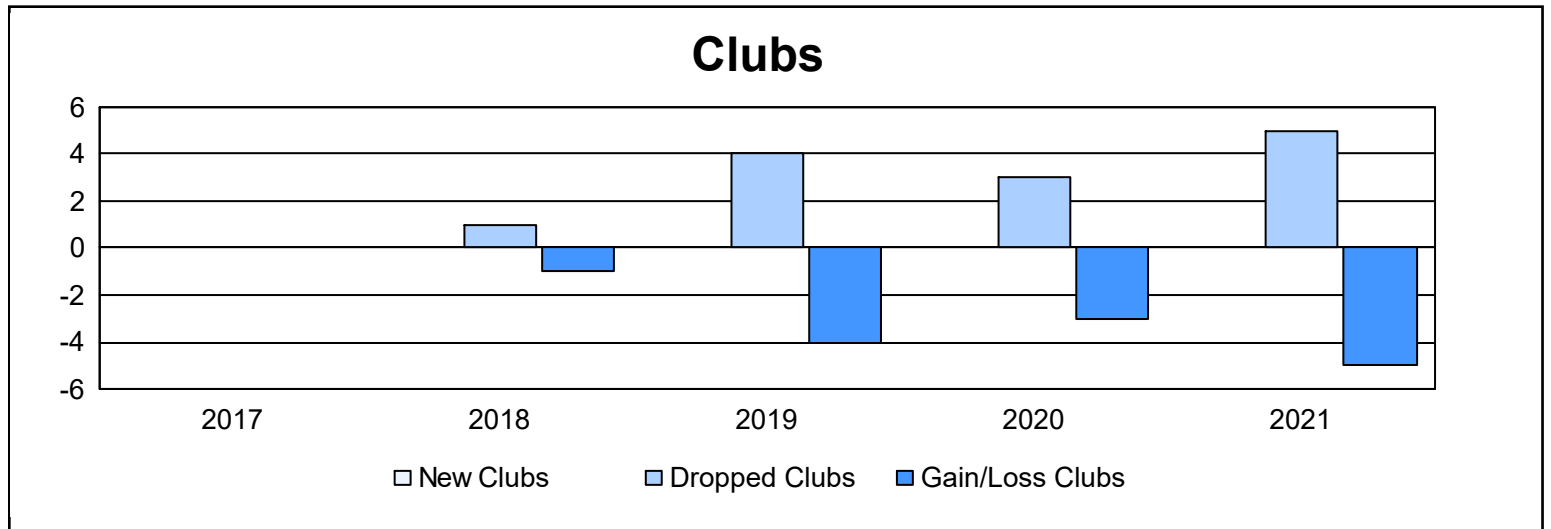
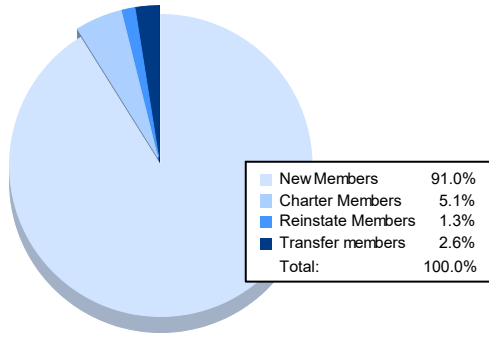


| Year | New Clubs | Dropped Clubs | Gain/ Loss Clubs | New Members | Charter Members | Reinstate Members | Transfer Members | Total Member Added | Total Members Dropped | Gain/ Loss Members |
|----------------|-----------|---------------|------------------|-------------|-----------------|-------------------|------------------|--------------------|-----------------------|--------------------|
| 2016-2017 | 0 | 0 | 0 | 141 | 0 | 3 | 9 | 153 | 168 | -15 |
| 2017-2018 | 0 | 1 | -1 | 114 | 2 | 4 | 2 | 122 | 211 | -89 |
| 2018-2019 | 0 | 4 | -4 | 100 | 0 | 9 | 13 | 122 | 206 | -84 |
| 2019-2020 | 0 | 3 | -3 | 52 | 1 | 19 | 28 | 100 | 155 | -55 |
| 2020-2021 | 0 | 5 | -5 | 71 | 4 | 1 | 2 | 78 | 191 | -113 |
| Average | 0 | 3 | -3 | 96 | 1 | 7 | 11 | 115 | 186 | -71 |



Membership Composition June 2021 Cumulative



Gender Composition June 2021 Cumulative

